

My Visit to the Discovery Museum



Bessie the Dinosaur

When I visit the Discovery Museum, I will see

Bessie the friendly dinosaur.

I can **wave** “Hi” to her.



Check-in and Sticker

When we arrive, we will check in at the **Admissions Desk**.

Everyone will get a **sticker** to wear for our visit.



Helpful Materials

At the Admissions Desk, my adult can ask for things to help me feel more **comfortable** during my visit.

- Wheelchair or transport chair
- Noise-reducing headphones
- Sunglasses
- Social Story Guide
- Sensory map
- Portable step stool



Museum Staff

There are lots of **friendly people** that work here.

They may wear a nametag, a purple apron, or a blue jacket.

They love to answer my **questions** and **can help me** if I need it.



Time To Play

There are different galleries to explore. I can **play** in each.

My adult and I will **stay together** and choose what we want to do.

It will be **fun** to try new things and I may meet new **friends**.



Light & Color Gallery

The **Light & Color Gallery** is near the Admissions Desk.

The room is **dark** so that I can see the different **colors**.



Water Gallery

It is okay to get **wet** in the **Water Gallery**.

I can wear a **smock** to help keep my clothes dry.



Sound and Air Play

It may be **loud** in the **Sound Gallery** and **AirPlay Gallery**.

I can ask for headphones to help me with the loud sounds.



In the Sound Gallery I can play different **instruments** and make **music**.



I can watch **scarves** and **balls** zoom through the air maze. It will be fun to try and catch them.

Community Gallery

The **Community Gallery** is a large space where the activities can change.

I wonder what will be there when I visit?



Sometimes there will be **blocks** and other things to build with.



Sometimes there will be **special activities** to try.

Brain Building Together

There are more places to play upstairs!

Brain Building Together is a play space for **children 3 years old and younger** and their families.



Bessie's House

Bessie's House has lots of special rooms for me to pretend in.



I can play with **trains**.



I can **cook** a meal.



I can sit in front of a **campfire**.



I can **sail** over the ocean.

Time to Build!

In the **da Vinci Workshop**, I can **create** an invention or a work of art to bring home.



In the **Simple Machines Gallery**, I can **build** all kinds of devices or machines.

Yes, It's Math!



In the **Math Gallery**, I can build with magnetic shapes and dance in patterns.

At the swinging **harmonograph table** I can make my own pendulum drawing with the help of Museum staff.



Break Time

I might need to take a **break** from playing.

There are **bathrooms** I can use.




I can ask the Museum staff for
a **quiet spot** to relax in.

Discovery Woods

There are lots of places that I can **play outside**.

Discovery Woods has a huge treehouse to explore, **slides** to go down, a **swing** to ride, and a **garden** to discover.



The Treehouse

In the middle of Discovery Woods is the large **Treehouse**.

It **smells** like wood and trees.

I can read or do fun **nature-related** activities.



More Outside

I can look for living things around the **trees** and under **rocks**.

I can take a **nature walk** in the nearby Conservation Land.



Even More Outside

There is a path that I can follow down to the parking lot.
Along the way I can make **music** with unusual instruments.
I might try to lift my adult with the **very large lever**.



Time to Go


Soon it will be time to **leave**.

I will wave goodbye to Bessie and maybe even take
a **picture** with her.

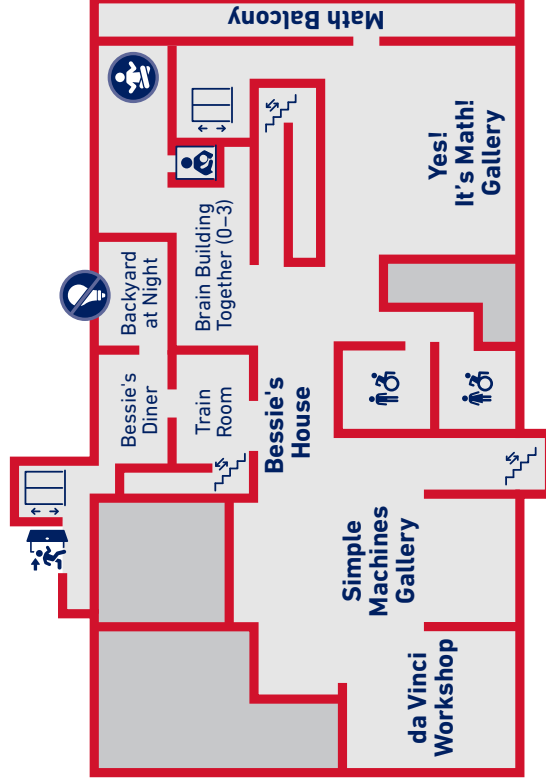


What a **fun** day!

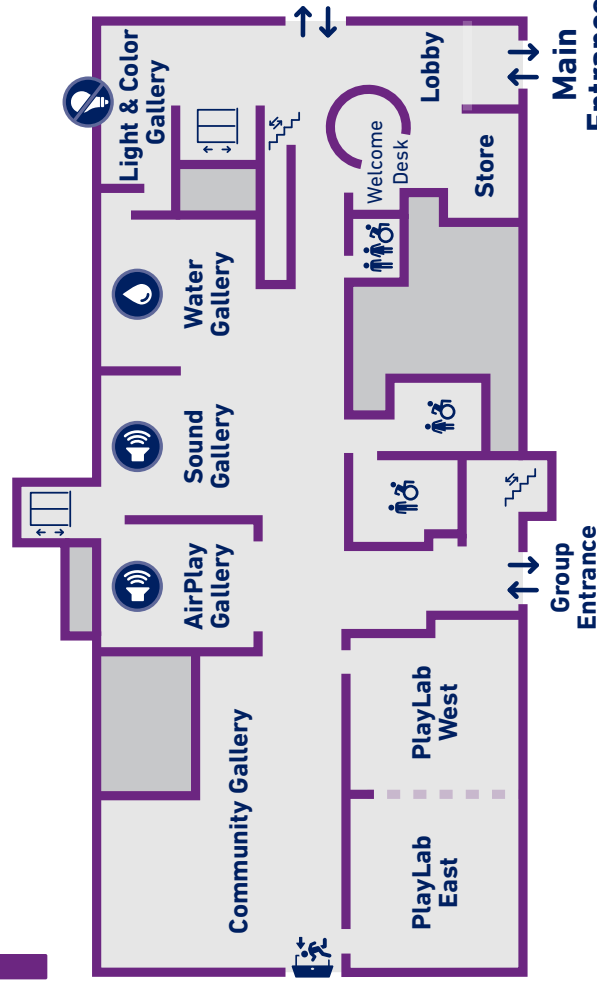
3 Third Level



2 Second Level



1 First Level



Key



Take a Break



Low Light



Loud Noises



Wet Area



Restroom



Elevator



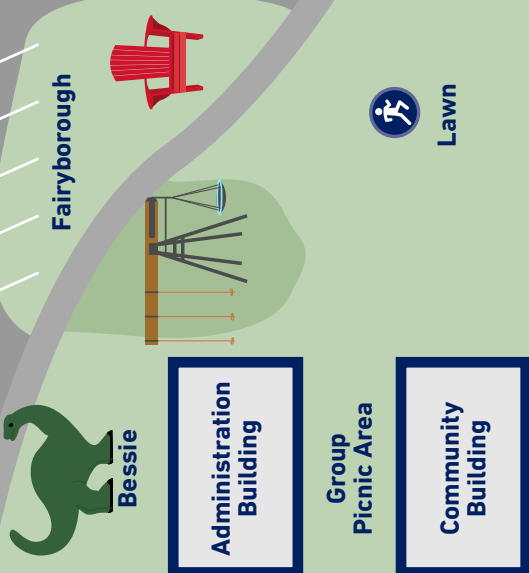
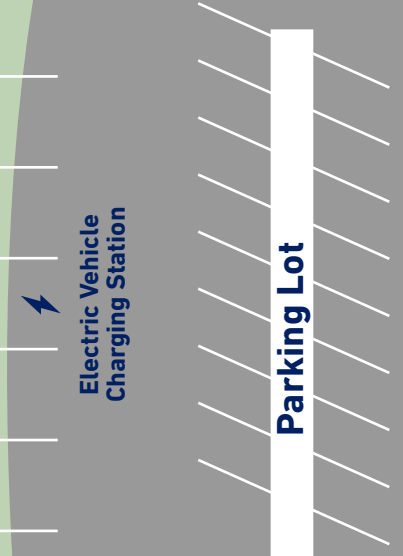
Nursing Room



Emergency Exit



Discovery Woods



- Accessible Path
- High Energy Area
- Take A Break

